

Foundation Connectors



Post Base Anchors

PBA Series

PRODUCT FEATURES:

Post Base Anchors (PBA) are used to attach the base of a wood post to a concrete foundation. The PBAs are comprised of a Post Base Strap and a Stand-Off (SO) plate. The SO plate is designed to provide a 1-inch clearance between the bottom of the wood post and top of foundation in order to meet IBC Section 2304.12 and IRC Section R317 requirements for protection of wood-based products against decay.

MATERIAL:

PBA46 & PBA66 - 10 Gauge

PBA44, PBA77 & PBA88 - 12 Gauge

PBA-SO - 12 Gauge

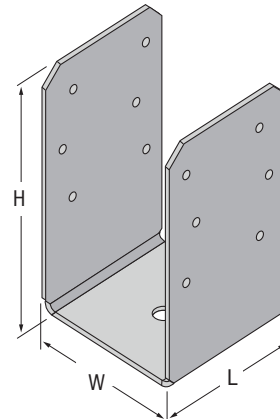
COATING: Galvanized (G185)

INSTALLATION:

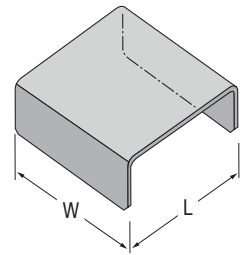
- Use all specified fasteners in schedule to achieve values indicated.
- The designer or specifier shall check the requirements and capacity of wood post and concrete (embedment, edge distance and end distance) for resisting uplift loads.
- Nails (16d common) and fastener assembly (5/8" threaded rod with heavy hex nut (or anchor bolt) and washer (2-3/4" x 2-3/4" x 3/8")) are not included.
- Clean concrete surface, place PBA Strap and install fastener assembly.
- Place stand-off plate with a square washer below the hex nut.
- Use specified fasteners to attach wood post to PBA Strap.

CODE COMPLIANCE:

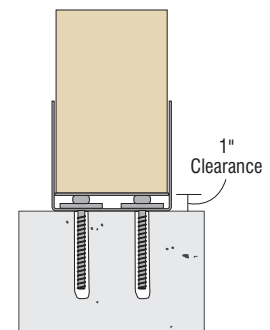
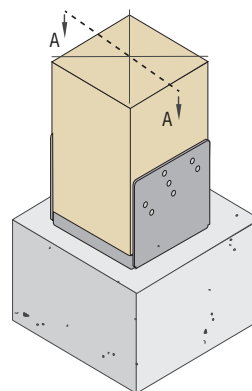
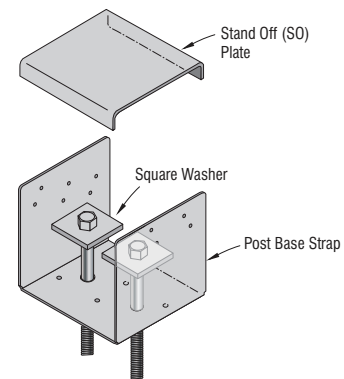
TER 0910-01; FL 3557



POST BASE STRAP
(PBA44, PBA46 & PBA66 shown)



STAND-OFF (SO) PLATE



(PBA44, PBA46 & PBA66 shown)

ALLOWABLE LOADS FOR POST BASE ANCHORS (LB)^{1,2}

Species Group (Specific Gravity)	Part No.	Strap Dimensions (in.)			Nominal Post Size ²	Steel Thickness (gauge)		Fasteners				Allowable Loads (lb)	
		Width	Length	Height				Post		Anchor		Bearing	Uplift
		W	L	H		Strap	Stand-Off	Qty	Size	Qty	Size	C _D = 1.0	C _D = 1.6
Southern Pine (0.55) or Douglas Fir-Larch (0.50)	PBA44	3 ⁹ / ₁₆	3 ¹ / ₂	5 ¹ / ₂	4x4	12	12	12	16d	1	⁵ / ₈	11,140	2,335
	PBA46	3 ⁹ / ₁₆	5	6	4x6	10	12	12	16d	1	⁵ / ₈	13,000	2,335
	PBA66	5 ¹ / ₂	5	6	6x6	10	12	12	16d	1	⁵ / ₈	16,485	2,545
	PBA77	7 ¹ / ₈	7 ¹ / ₁₆	7 ¹ / ₄	7x7	12	12	14	16d	2	⁵ / ₈	16,485	3,590
	PBA88	7 ¹ / ₂	7 ¹ / ₁₆	7 ¹ / ₁₆	8x8	12	12	14	16d	2	⁵ / ₈	27,065	3,590

NOTES:

1. Allowable load values provided are for wet service condition, no further reduction required.
2. The square washer shall be installed below the heavy hex nut. The heavy hex nut shall be installed flush with the bottom of the stand-off plate.